



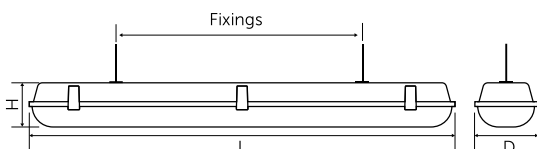
## LED Integrated Anti Corrosive Batten

- The Dura LED Anti Corrosive Batten is one of BELL's flagship Luminaires
- Fully enclosed luminaire comes with stainless steel diffuser clips
- Ideal for exterior lighting projects that are open to the elements
- The ideal replacement for Single/Twin Fluorescent T8 and T5 Fixtures
- Injection moulded polycarbonate body - suitable for food environments
- Special high light transmission frosted polycarbonate diffuser for smooth uniform lighting
- Stainless steel clips & suspension brackets
- Tool-free termination
- Shatterproof
- PIR versions available on request
- 0-10V + Dali Dim versions available



Quality Assured Product Warranty <sup>2</sup> <b>7 Year</b>	On site Warranty <sup>2</sup> <b>2 Year</b>	Colour Rendering Index <sup>2</sup> <b>85</b>	Lumens Maintenance Ratio <sup>2</sup> <b>L80 B10</b>	Water & Dust Protected <b>IP66</b>	Impact Rating <b>IK10</b>	Operating Hours <b>50,000</b>
--	--	--	---	---------------------------------------	------------------------------	----------------------------------


Technical Specification	
Construction	Polycarbonate Body & lens
Driver	BELL
LED Chip	Samsung
Input Voltage	220-240V
Power Factor	> 0.9
Operating Temp	-30°C to +35°C / Emergency version min temp -5°C
Standard	CE & UKCA




technical@belllighting.co.uk  
sales@belllighting.co.uk

**7 Year Gold Warranty**

Code	W	Description	Lm	Temp	LxHxD Fixings (mm)
10257	10	Single 600mm (2ft)	1724	4000K	654x90x90 390-430
10256	20	Double 600mm (2ft)	3448	4000K	654x90x125 390-430
10255	20	Double Emergency 600mm (2ft)	3448	4000K	654x90x125 390-430
06722	20	Single 1200mm (4ft)	3448	4000K	1263x90x90 900-955
06723	20	Single Emergency 1200mm (4ft)	3448	4000K	1263x90x90 900-955
06728	40	Double 1200mm (4ft)	6630	4000K	1263x90x125 900-955
06729	40	Double Emergency 1200mm (4ft)	6630	4000K	1263x90x125 900-955
06710	25	Single 1500mm (5ft)	4224	4000K	1530x90x90 1000-1055
06711	25	Single Emergency 1500mm (5ft)	4224	4000K	1530x90x90 1000-1055
06712	25	Single with Microwave Sensor + Corridor Dim Function 1500mm (5ft)	4224	4000K	1530x90x90 1000-1055
06713	25	Single Emergency with Microwave Sensor + Corridor Dim Function 1500mm (5ft)	4224	4000K	1530x90x90 1000-1055
06714	25	Single with Microwave Sensor 1500mm (5ft)	4224	4000K	1530x90x90 1000-1055
06715	25	Single Emergency with Microwave Sensor 1500mm (5ft)	4224	4000K	1530x90x90 1000-1055
06716	52	Double 1500mm (5ft)	8448	4000K	1530x90x125 1000-1055
06717	52	Double Emergency 1500mm (5ft)	8448	4000K	1530x90x125 1000-1055
06718	52	Double with Microwave Sensor + Corridor Dim Function 1500mm (5ft)	8448	4000K	1530x90x125 1000-1055
06719	52	Double Emergency / Microwave Sensor + Corridor Dim Function 1500mm (5ft)	8448	4000K	1530x90x125 1000-1055
06720	52	Double with Microwave Sensor 1500mm (5ft)	8448	4000K	1530x90x125 1000-1055
06721	52	Emergency with Microwave Sensor 1500mm (5ft)	8448	4000K	1530x90x125 1000-1055
06760	28	Dura Anti Corrosive Batten - Single 1800mm (6ft)	4214	4000K	1828x90x90 1000-1055
06761	28	Single Emergency 1800mm (6ft)	4214	4000K	1828x90x90 1000-1055
06766	60	Double 1800mm (6ft)	9547	4000K	1828x90x125 1000-1055
06767	60	Double Emergency 1800mm (6ft)	9547	4000K	1828x90x125 1000-1055
06772	-	Remote Control (corridor dim only)	-	-	-
08679	-	Batten Mount PIR	-	-	-
08673	-	Remote Control for above Batten Mount PIR on/off	-	-	-



With sufficient natural light, the fitting does not switch on when presence is detected.



With insufficient natural light, the sensor switches on automatically when someone enters the room.



When the room is empty, light dims to stand-by level (10% / 20% / 30%) after the hold-time.



Light switched off automatically after the stand-by period has elapsed.

**Tri-Level Control (Corridor Function)**


Optional infra-red remote control available for microwave sensor versions.

Quick and easy adjustment for multiple fittings; dimming level, presence detection, light levels & automatic on-off time. Average 4M range

Offers 3 levels of light: 100%-dimmed light (10%, 20%, 30%)-off; and 2 periods of selectable waiting time: motion hold-time and stand-by period; selectable daylight threshold and choice of detection area.







**Dura**



- The Dura LED Anti Corrosive Batten is one of BELL's flagship Luminaires
- Fully enclosed luminaire comes with stainless steel diffuser clips
- Ideal for exterior lighting projects that are open to the elements

### **Northern Ireland Water: BELL Dura LED Integrated Anti Corrosive Battens**

Over the life of the fitting, Northern Ireland Water could save: £86,384 in energy costs, energy saving 46%

- Annual Energy Saving 54,787kWh
- Annual CO<sub>2</sub> Saving 25,750kg